


Low Pressure Ambient Air Pumps

For Use With Constant Flow Respirators Only


For proper air pump operation: Always choose a constant flow respirator designed and approved to operate with an ambient air pump, **under 15 psi**. Specify the approved respirator coupling size when ordering a particular model pump that matches the respirator hose selected.

Air pump compressors **MUST** be placed in a clean air environment per OSHA 1910.134.




BAC-10 - 2 Worker

- Operates 1 hood style respirator or 2 tight fitting constant flow masks, respirator requirements CANNOT exceed maximum pressure of 15 psi
- Maximum 10 psi at 9 cfm output, 9.5 cfm output at 4 psi
- Electric motor: 3/4 HP, ODP, 100-115/208-230 VAC, 9.2/4.8 amps, 50/60 Hz
- Weight: 55 lbs.



BAC-17 - 3 Worker

- Operates 2 hood style respirators or 3 tight fitting constant flow masks as long as the combined flow requirements DO NOT exceed 15 cfm at 4 psi
- Maximum pressure 15 psi at 12 cfm output, 15 cfm output at 4 psi
- Electric motor: 1.5 HP, TEFC, 115/208-230 VAC, 14.4/7.2 amps, 60 Hz
- Optional HEPA intake filter, order separately (BAC-20HF-1)
- Weight: 90 lbs.



BAC-20 - 4 Worker

- Operates 2 hood style respirators or 4 tight fitting constant flow masks as long as the combined flow requirements DO NOT exceed 20 cfm at 4 psi
- Maximum pressure 15 psi at 16 cfm output, 20 cfm output at 4 psi
- Electric motor: 2 HP, TEFC, 115/208-230 VAC, 18.9/9.4 amps, 60 Hz
- Optional HEPA intake filter, order separately (BAC-20HF-1)
- Weight: 103 lbs.

All Ambient Air Pumps (Except Model BAC-17EXP):

- Electric motor: 1 phase, thermally protected, UL/CSA approved
- 0.5 - 0.7 micron inlet and compressor filters
- HEPA intake filter sold separately
- Prewired with on/off switch and plug (115 VAC plug only)

Low Pressure Ambient Air Pumps

Item No.	Description
BAC-10	Electric compressor - 0.75 HP, ODP, 100-115/208-230 VAC, 50/60 Hz
BAC-17	Electric compressor - 1.5 HP, TEFC, 115/208-230 VAC, 60 Hz
BAC-20	Electric compressor - 2 HP, TEFC, 115/208-230 VAC, 60 Hz
BAC-17EXP	Explosion-proof electric motor, 1.5 HP, 230/460 VAC, 3 phase motor
BAC-20P	Pneumatic compressor for up to 4 workers, optional HEPA intake filter



Replacement Filters

Item No.	Description
BAC-393-1	Discharge filter - fits all BAC models (each)
BAC-393-4	Discharge filter - fits all BAC models (box of 4)
BAC-10F-1	Air intake filter - Model BAC-10 (each)
BAC-20F-1	Air intake filter - Models BAC-17, BAC-20, BAC-20P (each)
BAC-10F-4	Air intake filter - Model BAC-10 (box of 4)
BAC-20F-4	Air intake filter - Models BAC-17, BAC-20, BAC-20P (box of 4)
BAC-20HF-1	HEPA (99%) air intake filter for BAC-17 and BAC-20 (each)

All ambient air pumps require two (2) replacement filters.

Order a pump compressor filter and air intake filter for the pump in use.